



The Economic Impact of Gloucestershire's Visitor Economy 2020

Cotswold district

Produced on behalf of Cotswold District Council

By

The South West Research Company Ltd



November 2021



Contents

	Page
Introduction	3
Cotswold district data	5
Gloucestershire county data	17



Introduction

This report examines the volume and value of tourism and the impact of visitor expenditure on the local economy in Cotswold district and Gloucestershire county in 2020. Comparisons are also provided to other Gloucestershire districts.

The figures were derived using the Cambridge Economic Impact Model undertaken by The South West Research Company (TSWRC). The model utilises information from national tourism surveys and regionally/locally based data. It distributes regional activity as measured in those surveys to local areas using 'drivers' such as the accommodation stock and occupancy which influence the distribution of tourism activity at local level.

For further information on the Cambridge Model and the terms used in this report please see Appendix 1 which accompanies this report.

For an overview of 2020, including key facts about the economy, weather and key events please see Appendix 2 of this report.



Methodology note

This year's outputs are for the Covid hit year of 2020 and as a result our approach to the project needed to change. There has been very limited national survey data available for the subject year due to the pandemic and certainly nothing at a regional level or below, so as a result 2019 outputs were used as the foundation from which 2020 outputs were estimated.

Covid impact data was gathered by TSWRC from February 2020 onwards which was used alongside other local survey data and national level outputs and forecasts and applied to the 2019 outputs for each area to model the 2020 input data. Once the input data was calculated the Cambridge Model was then used to produce the outputs for 2020 and as such, they are comparable with previous years whilst noting the changes above.

Employment figures show a large decrease compared to the 2019 data. However, many more tourism jobs will have been supported by Government support schemes in place in 2020 due to the pandemic e.g. furlough scheme. So the 2020 figure is an estimate of jobs supported by the 2020 visitor spend rather than an actual change in the employment numbers when compared to previous years.

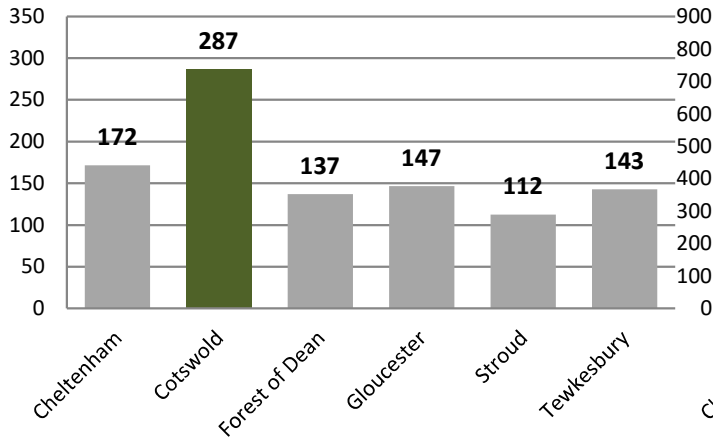
Value of Tourism 2020

Cotswold

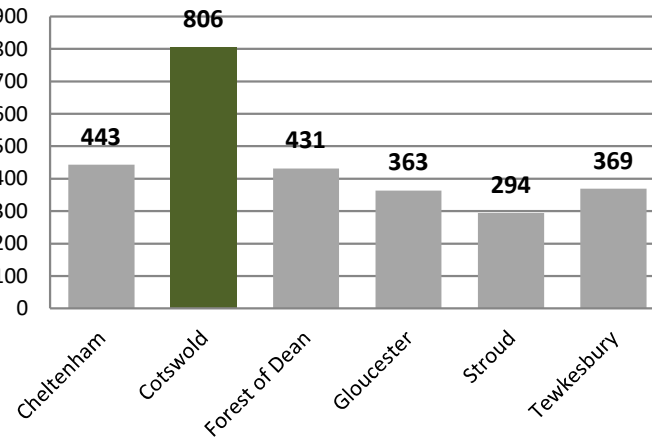
Key Facts	
287,000	Staying visitor trips
806,000	Staying visitor nights
£59,137,000	Staying visitor spend
3,664,000	Day visits
£115,938,000	Day visitor spend
£175,075,000	Direct visitor spend
£1,722,000	Other related spend
£176,797,000	TOTAL VISITOR RELATED SPEND
£202,882,000	TOTAL BUSINESS TURNOVER SUPPORTED
3,545	Estimated actual employment
2,531	FTE employment
8%	Proportion of all employment

Cotswold - Staying visits in the county context

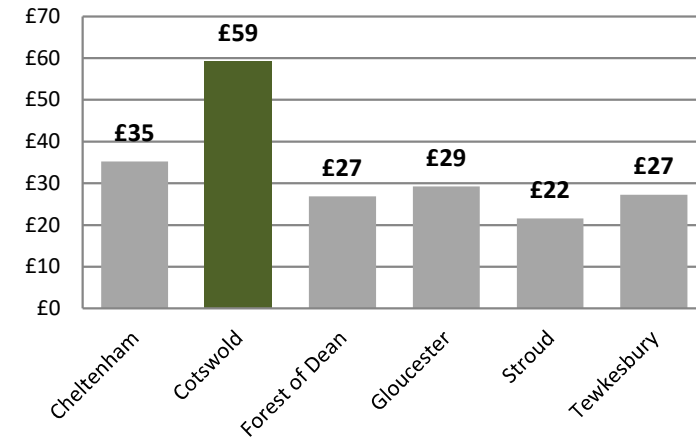
All staying trips



All staying nights



All staying spend



Area	Domestic trips (000's)	Overseas trips (000's)	Domestic nights (000's)	Overseas nights (000's)	Domestic spend (millions)	Overseas spend (millions)
Cheltenham	160	12	372	71	£30	£5
Cotswold	269	18	688	118	£51	£8
Forest of Dean	126	11	351	80	£22	£5
Gloucester	136	11	299	64	£25	£5
Stroud	104	8	243	51	£18	£3
Tewkesbury	134	9	316	53	£24	£4

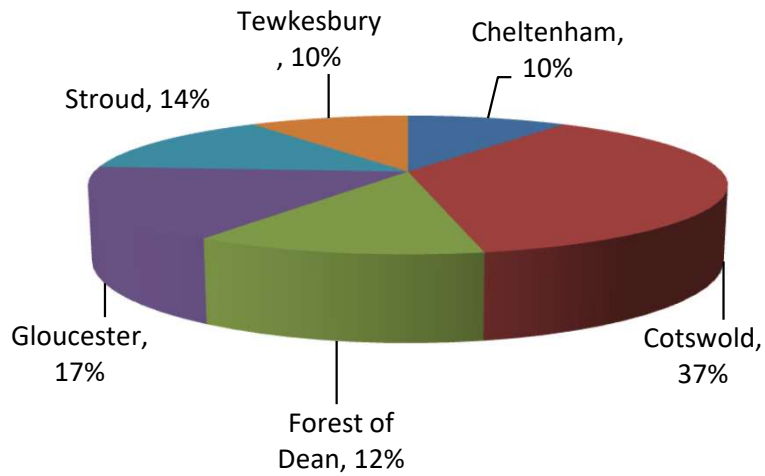
Cotswold - Staying visits by accommodation type

Domestic tourists	Trips	Nights	Spend
Serviced	103,000	183,000	£19,370,000
Self catering	84,700	270,000	£20,895,000
Touring caravans /tents	37,700	131,000	£4,606,000
Static vans/holiday centres	1,100	3,000	£217,000
Group/campus	2,600	6,000	£378,000
Paying guest in private homes	0	0	£0
Second homes	8,200	19,000	£1,198,000
Boat moorings	2,500	6,000	£364,000
Other	1,700	4,000	£242,000
Staying with friends and relatives	27,600	65,000	£4,039,000
Total	269,000	688,000	£51,309,000

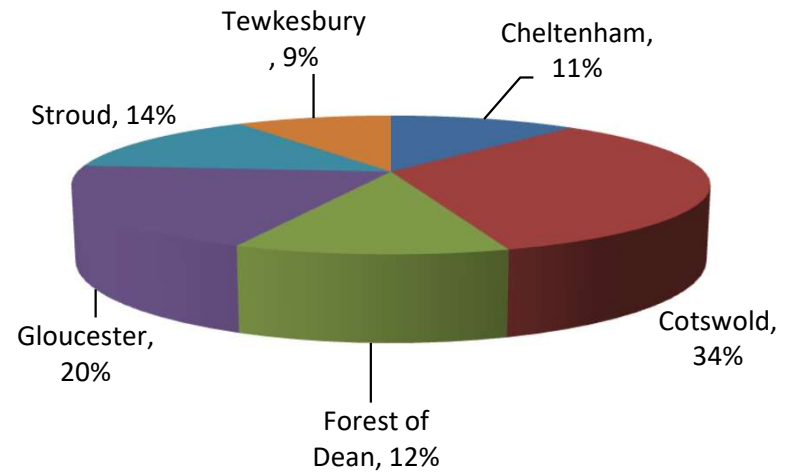
Overseas tourists	Trips	Nights	Spend
Serviced	7,400	26,000	£2,904,000
Self catering	1,600	27,000	£1,258,000
Touring caravans /tents	1,100	5,000	£236,000
Static vans/holiday centres	0	0	£2,000
Group/campus	2,100	16,000	£922,000
Paying guest in private homes	300	2,000	£123,000
Second homes	2,300	17,000	£990,000
Boat moorings	0	0	£0
Other	300	2,000	£131,000
Staying with friends and relatives	2,900	22,000	£1,262,000
Total	18,000	118,000	£7,828,000

Cotswold - Day visits in the county context

All day visits



All day visit spend

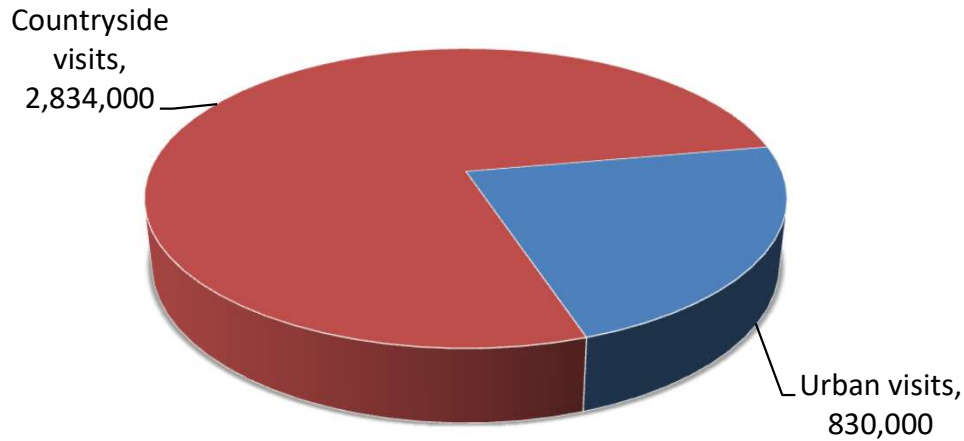


Area	Day visits	Day visit spend
Cheltenham	1.0	£39.4
Cotswold	3.7	£115.9
Forest of Dean	1.2	£40.1
Gloucester	1.7	£68.4
Stroud	1.4	£48.6
Tewkesbury	1.0	£32.6

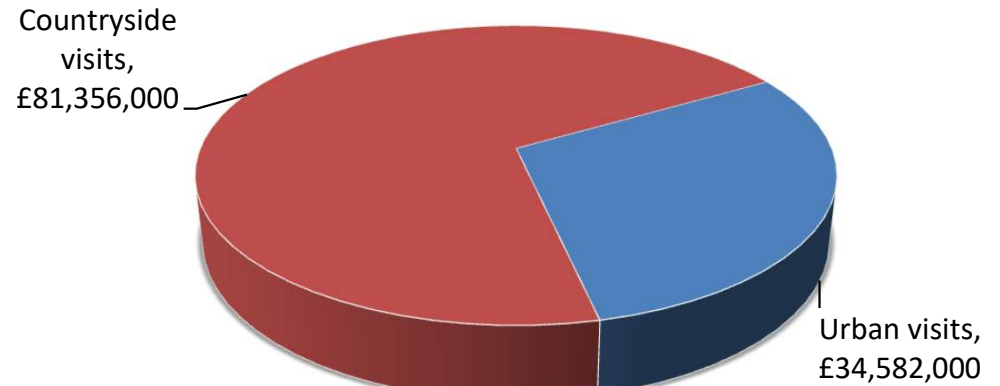
Cotswold - Day visits by location

Total day visits	Total day visit spend
3,664,000	£115,938,000

Day visits



Day visit spend



Cotswold - Direct visitor expenditure by category

Information on the breakdown of visitor spending is available from the three main tourism and day visitor surveys by type of visitor. The Model divides the expenditure between five sectors:

- Accommodation
- Shopping for gifts, clothes and other goods
- Eating and drinking in restaurants, cafes and inns
- Entry to attractions, entertainment and hire of goods and services
- Transport and travel costs including public transport, purchase of fuel and parking

The following pages look at the breakdown of this expenditure and business turnover arising from this expenditure.

By applying the expenditure breakdown to the estimates of visitor spending the Model generates estimates of total spending by the five business sectors. Visitor expenditure in each sector represents additional turnover for businesses in those sectors. However, evidence from national studies suggests that some minor adjustments are required to match visitor spend to business turnover. In particular, some expenditure on food and drink actually takes place in inns and hotels that fall into the accommodation sector and at attractions. The turnover for each business sector has therefore been adjusted to take account of these marginal changes. More significantly, expenditure on travel costs associated with individual trips is as likely to take place at the origin of the trip as it is at the actual destination. It is therefore assumed that only 60% of total travel expenditure accrues to the destination area.

Cotswold – Direct visitor expenditure by category



Accommodation

- UK staying visitors £21,250,000
- Overseas staying visitors £2,439,000

Totals

£23,689,000 (14%)



Shopping

- UK staying visitors £6,581,000
- Overseas staying visitors £2,301,000
- Day visitors £36,103,000

£44,985,000 (26%)



Food & drink

- UK staying visitors £11,436,000
- Overseas staying visitors £1,742,000
- Day visitors £50,665,000

£63,843,000 (36%)



Attractions/entertainment

- UK staying visitors £4,750,000
- Overseas staying visitors £703,000
- Day visitors £15,149,000

£20,602,000 (12%)



Travel

- UK staying visitors £7,292,000
- Overseas staying visitors £642,000
- Day visitors £14,020,000

£21,954,000 (13%)

Cotswold – Other visitor related expenditure by category



Second Homes
£366,000



Boats
£102,000



Visiting friends and relatives (non-visitor spend)
£1,254,000

- Spend on second homes estimates cover rates, maintenance, and replacement of furniture and fittings.
- Spend on boats estimates cover berthing charges, servicing and maintenance and upgrading of equipment.
- Additional spending is incurred by friends and relatives as a result of people coming to stay with them.

Cotswold – Business turnover

Turnover derived from trip expenditure	Staying visitor related	Day visitor related	Total
Accommodation	£23,953,000	£1,013,000	£24,966,000
Retailing	£8,793,000	£35,742,000	£44,535,000
Catering	£12,783,000	£49,145,000	£61,928,000
Attractions/entertainment	£5,674,000	£16,017,000	£21,691,000
Transport	£4,761,000	£8,412,000	£13,173,000
Arising from non trip spend	£1,722,000	£0	£1,722,000
Total Direct	£57,686,000	£110,329,000	£168,015,000

*Adjustments have been made to recognise that some spending on retail and food and drink will fall within attractions or accommodation establishments. It is assumed that 40% of travel spend will take place at the origin of the trip rather than at the destination.

Total business turnover supported by tourism activity	Staying visitor related	Day visitor related	Total
Direct	£57,686,000	£110,329,000	£168,015,000
Supplier and income induced	£14,691,000	£20,176,000	£34,867,000
Total	£72,377,000	£130,505,000	£202,882,000

Cotswold – Tourism related employment

Having identified the value of turnover generated by visitor spending in each business sector it is possible to estimate the employment associated with that spending.

The use of visitor expenditure to generate job numbers underestimates the number of jobs arising in the attractions/entertainment sector. The underestimate arises because local authorities and voluntary bodies do not always seek to recoup the full operating costs of individual attractions or facilities from entrance charges. Therefore an additional percentage of direct employment is added to the attractions sector estimates to take account of this factor.

This section of the report looks at employment on three levels;

- **Direct Jobs** - Direct jobs are those in businesses in receipt of visitor spending. For example, jobs supported by visitor spending at a hotel would be direct jobs.
- **Indirect Jobs** - Indirect employment arises as a result of expenditure by businesses in direct receipt of visitor expenditure on the purchase of goods and services for their businesses. For example, some of the employment at a business supplying food and drink may be supported through the supplies that the business sells to hotels (or any other business in direct receipt of visitor expenditure).
- **Induced Jobs** - Induced jobs are those that are supported by the spending of wages by employees in direct and indirect jobs. Such spending will be spread across a wide range of service sectors.

Estimates are shown for actual jobs and full time equivalent jobs (FTE's).

Cotswold – Tourism related employment

Estimated actual employment



Full time equivalent employment (FTE's)



Direct employment in businesses in receipt of visitor expenditure (FTE's)	Staying visitor related	Day visitor related	Total
Accommodation	331	14	345
Retailing	71	290	361
Catering	167	642	809
Attractions/entertainment	93	264	357
Transport	32	57	89
Arising from non trip spend	27	0	27
Total Direct	722	1,267	1,989

Cotswold – Impacts of Covid-19

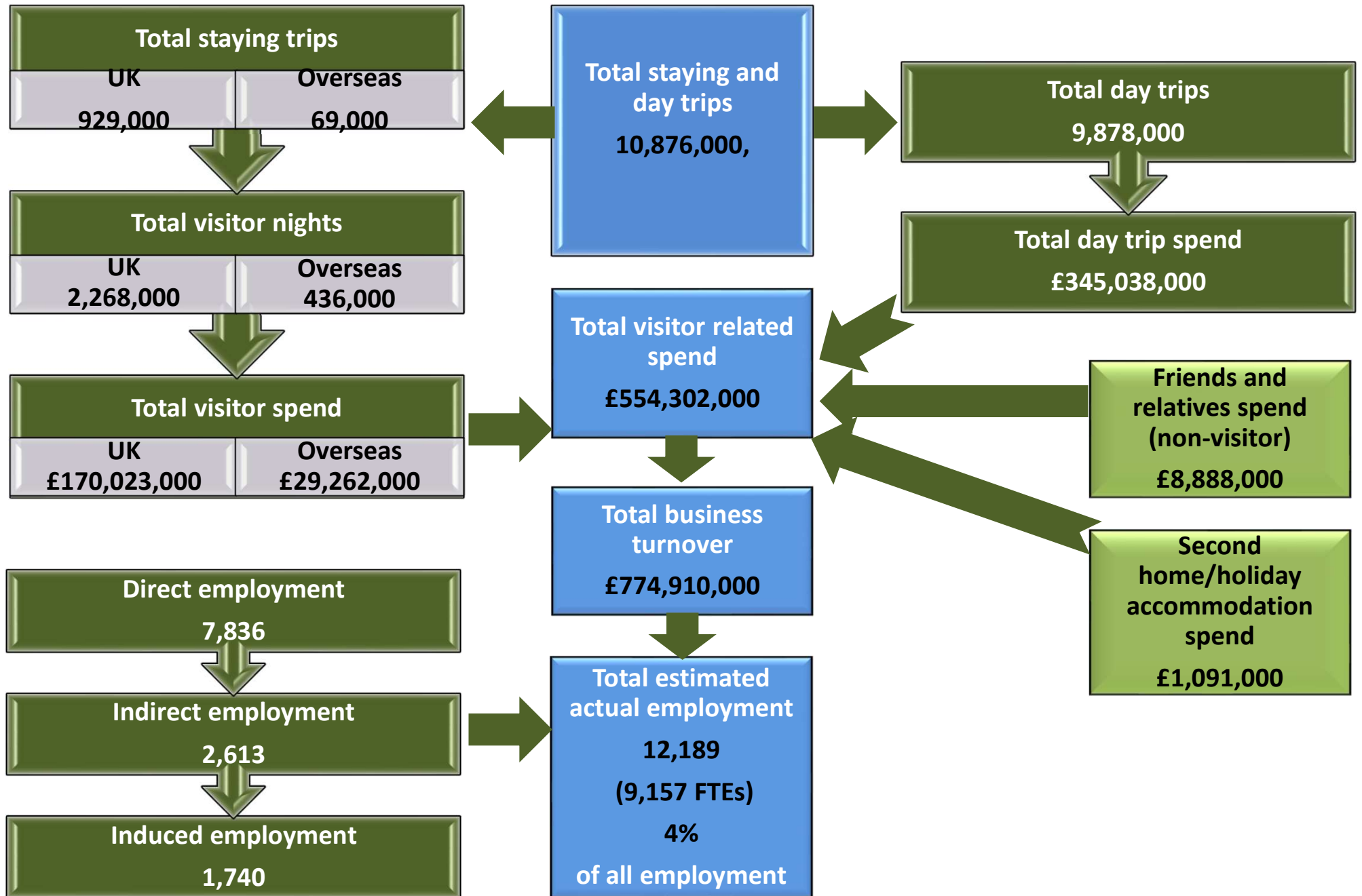
Staying visitor measures % change compared to 2019	Trips	Nights	Spend
UK staying visitors	-48%	-47%	-48%
Overseas staying visitors	-73%	-75%	-80%
All staying visitors	-51%	-55%	-57%

Day visitor measures % change compared to 2019	Trips	Spend
Urban day visitors	-52%	-52%
Countryside day visitors	-46%	-46%
Coastal day visitors	0%	0%
All day visitors	-48%	-48%

Business turnover change compared to 2019	Staying visitor related	Day visitor related	Total visitor related
Value lost	£97,487,000	£117,729,000	£215,216,000

Gloucestershire 2020

Gloucestershire - Key facts at a glance



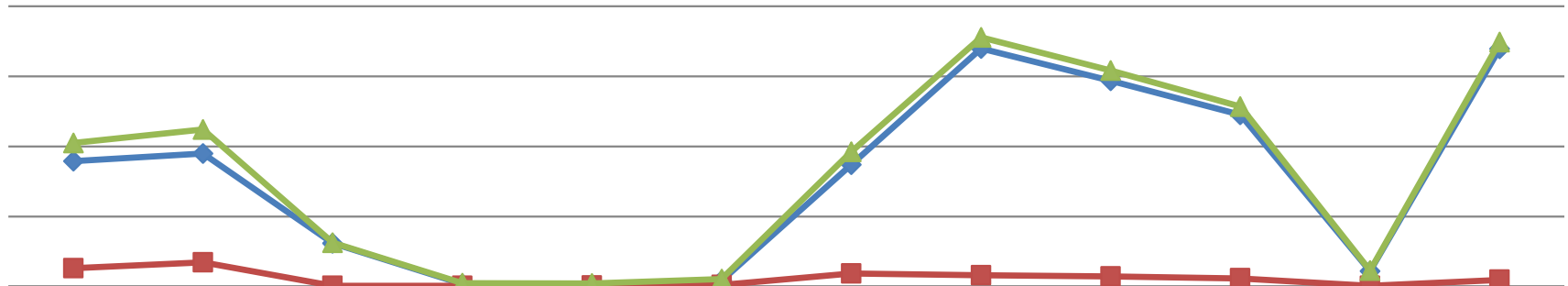
Gloucestershire - Staying visits by accommodation type

Domestic tourists	Trips	Nights	Spend
Serviced	373,000	662,000	£70,151,000
Self catering	209,000	665,000	£51,499,000
Touring caravans /tents	105,000	365,000	£12,832,000
Static vans/holiday centres	1,000	4,000	£268,000
Group/campus	8,000	19,000	£1,194,000
Paying guest in private homes	0	0	£0
Second homes	12,000	29,000	£1,762,000
Boat moorings	13,000	32,000	£1,976,000
Other	12,000	28,000	£1,716,000
Staying with friends and relatives	196,000	464,000	£28,624,000
Total	929,000	2,268,000	£170,023,000

Overseas tourists	Trips	Nights	Spend
Serviced	27,000	95,000	£10,516,000
Self catering	4,000	66,000	£3,100,000
Touring caravans /tents	3,000	15,000	£659,000
Static vans/holiday centres	0	0	£3,000
Group/campus	7,000	50,000	£2,916,000
Paying guest in private homes	2,000	13,000	£736,000
Second homes	3,000	25,000	£1,457,000
Boat moorings	0	0	£0
Other	2,000	16,000	£930,000
Staying with friends and relatives	21,000	155,000	£8,945,000
Total	69,000	436,000	£29,262,000

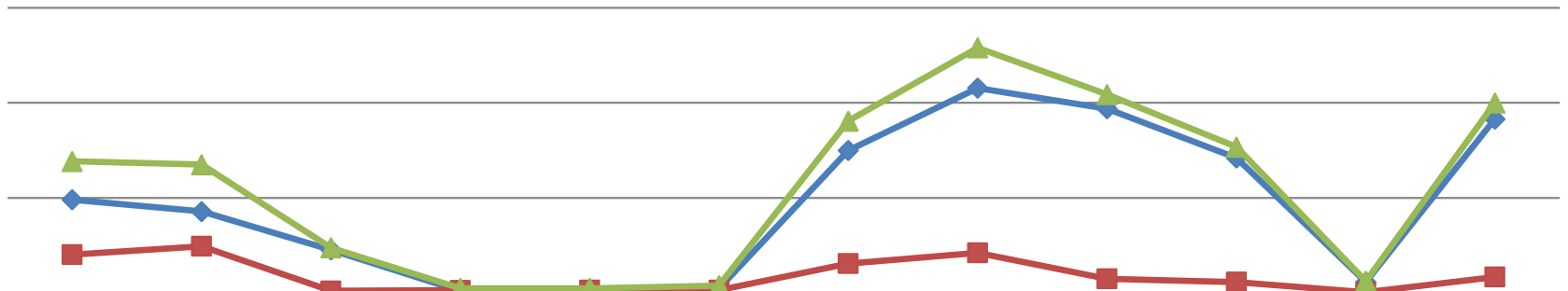
Gloucestershire - Estimated seasonality of staying visits

Seasonality - trips



	Jan	Feb	Mar	Apr	May	Jun	Jul	Aug	Sep	Oct	Nov	Dec
UK trips (000's)	89.4	95.0	30.8	1.7	1.3	4.2	86.9	169.8	146.9	122.5	11.0	169.6
OS trips (000's)	13.0	17.2	0.5	0.6	0.8	1.1	9.3	8.1	7.3	5.9	0.4	4.8
Total trips (000's)	102.4	112.1	31.3	2.3	2.1	5.3	96.2	177.9	154.2	128.3	11.4	174.4

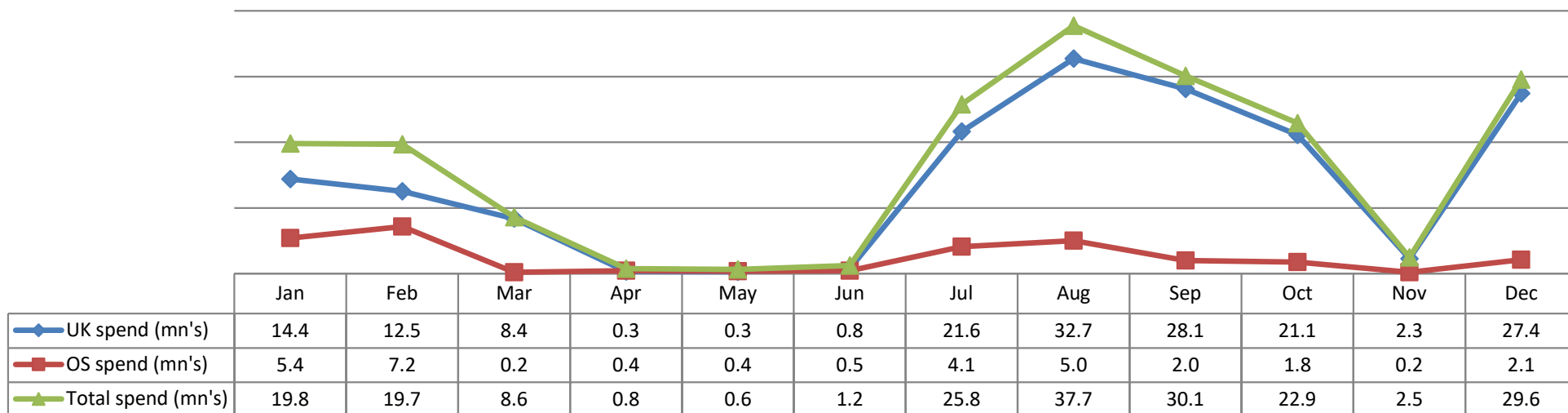
Seasonality - nights



	Jan	Feb	Mar	Apr	May	Jun	Jul	Aug	Sep	Oct	Nov	Dec
UK nights (000's)	196.3	171.4	90.8	4.1	3.8	9.3	299.7	431.4	387.8	284.3	22.9	366.2
OS nights (000's)	80.6	98.6	4.4	5.7	6.1	6.0	62.1	84.3	29.9	22.9	1.9	33.7
Total nights (000's)	276.8	270.0	95.2	9.8	9.9	15.3	361.8	515.7	417.6	307.1	24.7	399.9

Gloucestershire - Estimated seasonality of staying visits

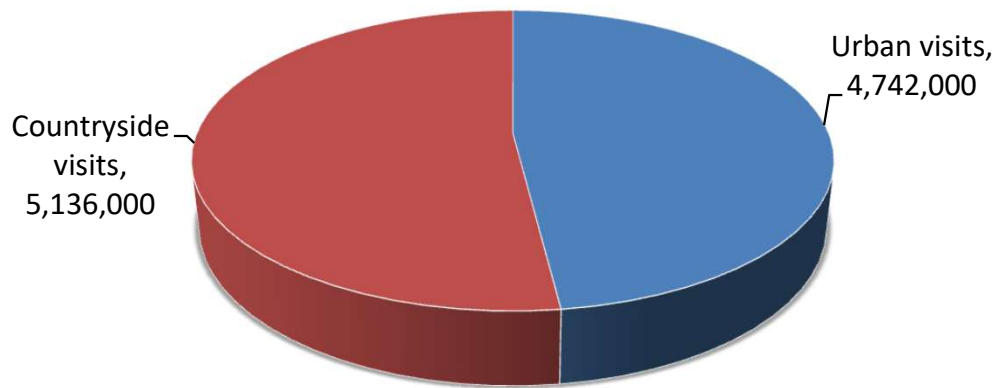
Seasonality - spend



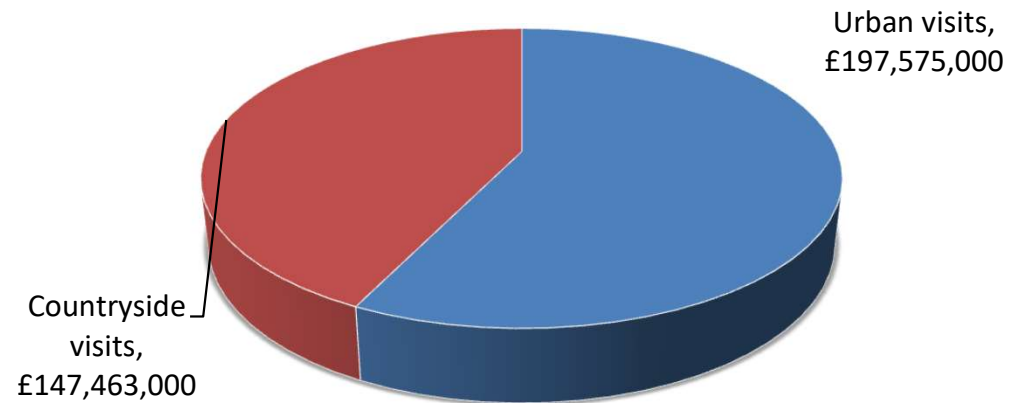
Gloucestershire - Day visits by location

Total day visits	Total day visit spend
9,878,000	£345,038,000

Day visits

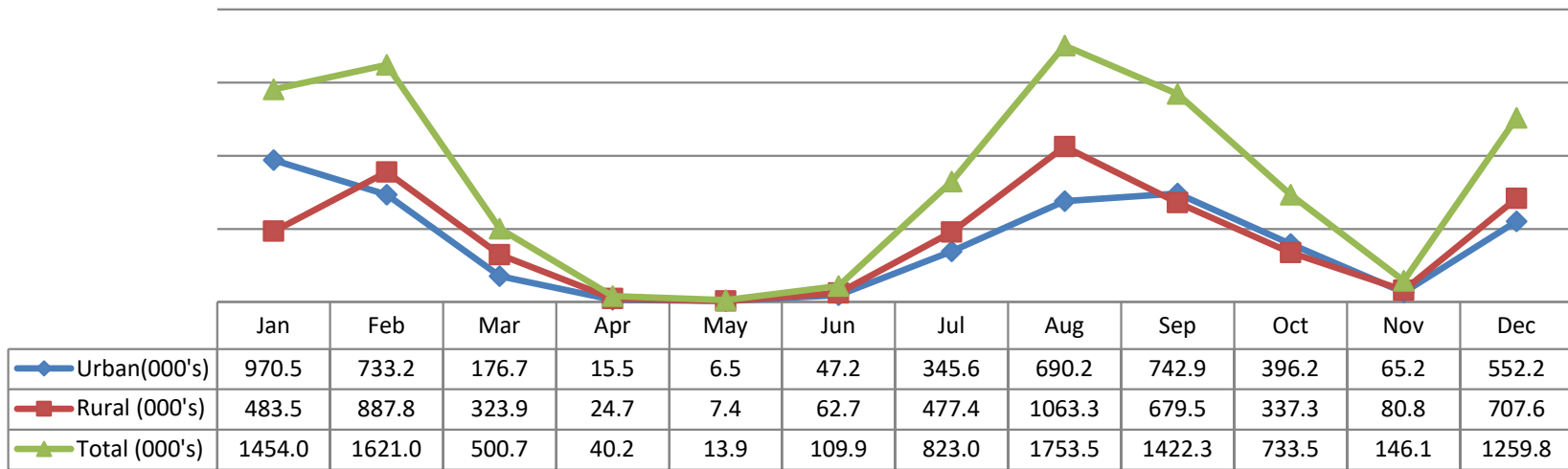


Day visit spend

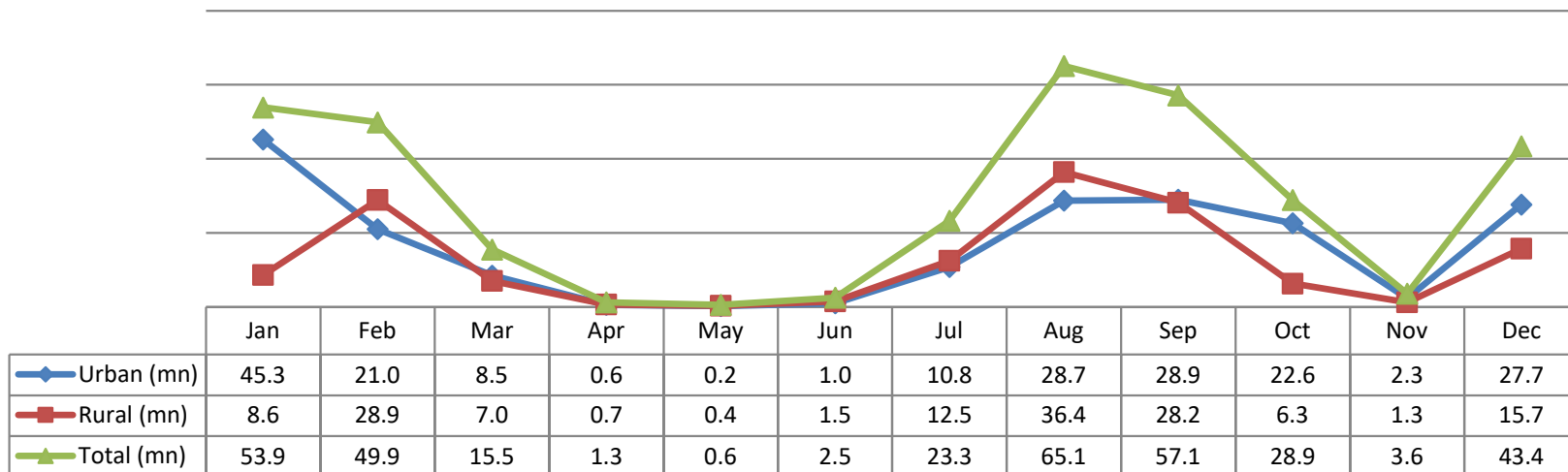


Gloucestershire - Estimated seasonality of day visits

Seasonality - day visits (000's)



Seasonality - day visit spend (millions)



Gloucestershire – Direct visitor expenditure by category



Accommodation

- UK staying visitors £70,417,000
- Overseas staying visitors £9,118,000

Totals

£79,535,000 (15%)



Shopping

- UK staying visitors £21,806,000
- Overseas staying visitors £8,601,000
- Day visitors £128,778,000

£159,185,000 (29%)



Food & drink

- UK staying visitors £37,895,000
- Overseas staying visitors £6,513,000
- Day visitors £141,897,000

£186,305,000 (34%)



Attractions/entertainment

- UK staying visitors £15,740,000
- Overseas staying visitors £2,630,000
- Day visitors £38,400,000

£56,770,000 (10%)



Travel

- UK staying visitors £24,164,000
- Overseas staying visitors £2,400,000
- Day visitors £35,963,000

£62,527,000 (11%)

Gloucestershire – Other visitor related expenditure by category



Second Homes

£539,000



Boats

£552,000



Visiting friends and relatives (non-visitor spend)

£8,888,000

- Spend on second homes estimates cover rates, maintenance, and replacement of furniture and fittings.
- Spend on boats estimates cover berthing charges, servicing and maintenance and upgrading of equipment.
- Additional spending is incurred by friends and relatives as a result of people coming to stay with them.

Gloucestershire – Business turnover

Turnover derived from trip expenditure	Staying visitor related	Day visitor related	Total
Accommodation	£80,423,000	£2,838,000	£83,261,000
Retailing	£30,104,000	£127,490,000	£157,594,000
Catering	£43,076,000	£137,640,000	£180,716,000
Attractions/entertainment	£19,118,000	£41,107,000	£60,225,000
Transport	£15,939,000	£21,578,000	£37,517,000
Arising from non trip spend	£9,978,000	£0	£9,978,000
Total Direct	£198,638,000	£330,653,000	£529,291,000

*Adjustments have been made to recognise that some spending on retail and food and drink will fall within attractions or accommodation establishments. It is assumed that 40% of travel spend will take place at the origin of the trip rather than at the destination.

Total business turnover supported by tourism activity	Staying visitor related	Day visitor related	Total
Direct	£198,638,000	£330,653,000	£529,291,000
Supplier and income induced	£108,707,000	£136,912,000	£245,619,000
Total	£307,345,000	£467,565,000	£774,910,000

Gloucestershire – Tourism related employment

Estimated actual employment



Full time equivalent employment (FTE's)



Direct employment in businesses in receipt of visitor expenditure (FTE's)	Staying visitor related	Day visitor related	Total
Accommodation	954	34	988
Retailing	210	888	1,098
Catering	483	1,545	2,028
Attractions/entertainment	270	581	852
Transport	93	125	218
Arising from non trip spend	155	0	155
Total Direct	2,165	3,173	5,339

Impacts of Covid-19

Gloucestershire – Impacts on staying visits by accommodation type

Domestic tourists	Trips	Nights	Spend
Serviced	-45%	-45%	-52%
Self catering	-35%	-35%	-44%
Touring caravans /tents	-36%	-36%	-44%
Static vans/holiday centres	-50%	-60%	-45%
Group/campus	-68%	-63%	-51%
Paying guest in private homes	0%	0%	0%
Second homes	-68%	-78%	-51%
Boat moorings	-35%	-49%	-51%
Other	-29%	-40%	-51%
Staying with friends and relatives	-73%	-71%	-51%
Total	-53%	-52%	-49%

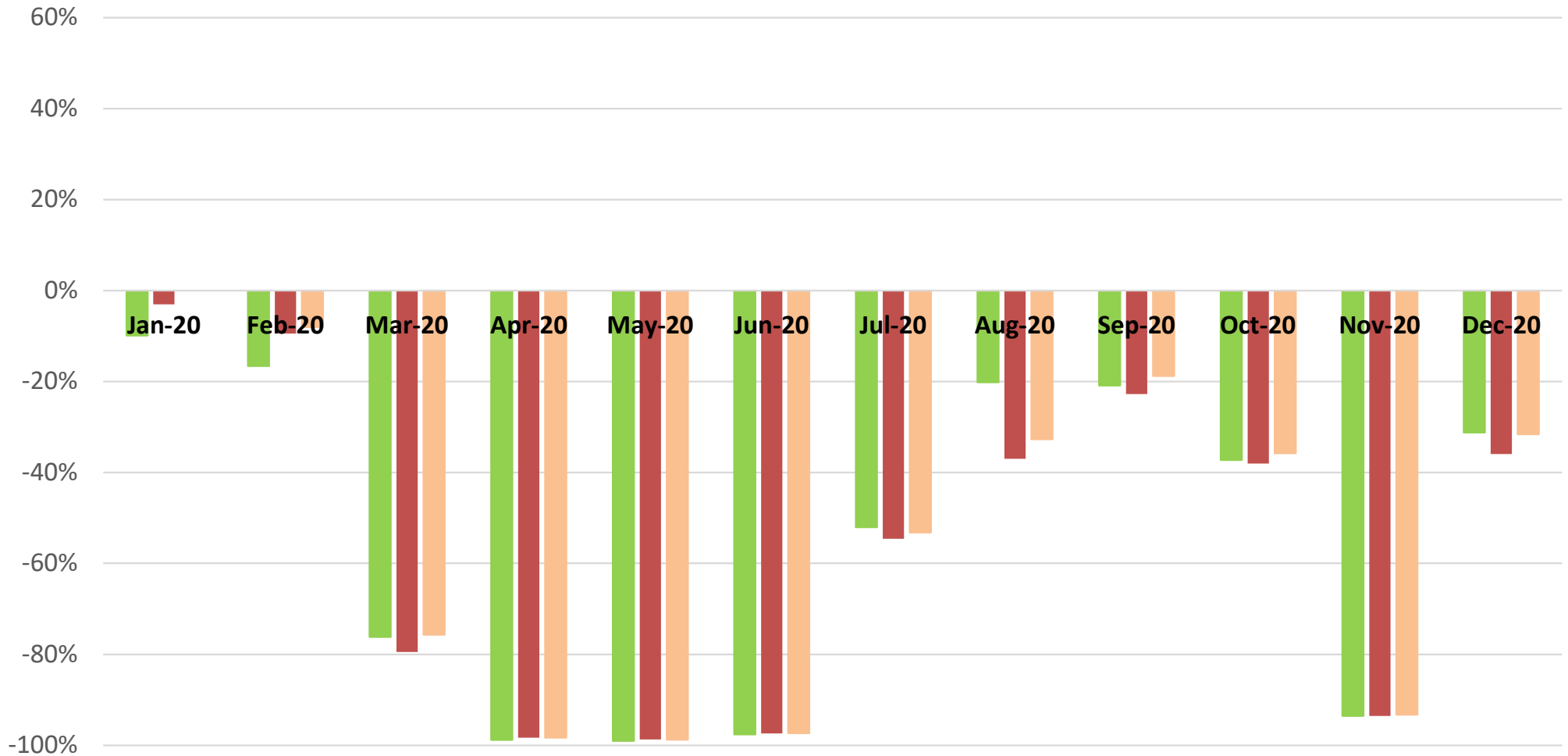
Overseas tourists	Trips	Nights	Spend
Serviced	-77%	-75%	-81%
Self catering	-73%	-70%	-77%
Touring caravans /tents	-75%	-71%	-77%
Static vans/holiday centres	NA	NA	-95%
Group/campus	-46%	-77%	-80%
Paying guest in private homes	-60%	-84%	-80%
Second homes	-25%	-58%	-80%
Boat moorings	0%	0%	0%
Other	-90%	-75%	-80%
Staying with friends and relatives	-79%	-82%	-80%
Total	-76%	-78%	-80%

Gloucestershire – Impacts on staying visits by accommodation type

All staying visits	Trips	Nights	Spend
Serviced	-50%	-52%	-60%
Self catering	-37%	-41%	-48%
Touring caravans /tents	-39%	-39%	-48%
Static vans/holiday centres	-50%	-60%	-50%
Group/campus	-61%	-74%	-76%
Paying guest in private homes	-60%	-84%	-80%
Second homes	-63%	-72%	-71%
Boat moorings	-35%	-49%	-51%
Other	-62%	-60%	-68%
Staying with friends and relatives	-73%	-75%	-64%
Total	-56%	-59%	-59%

Gloucestershire – Staying visits impacts by month

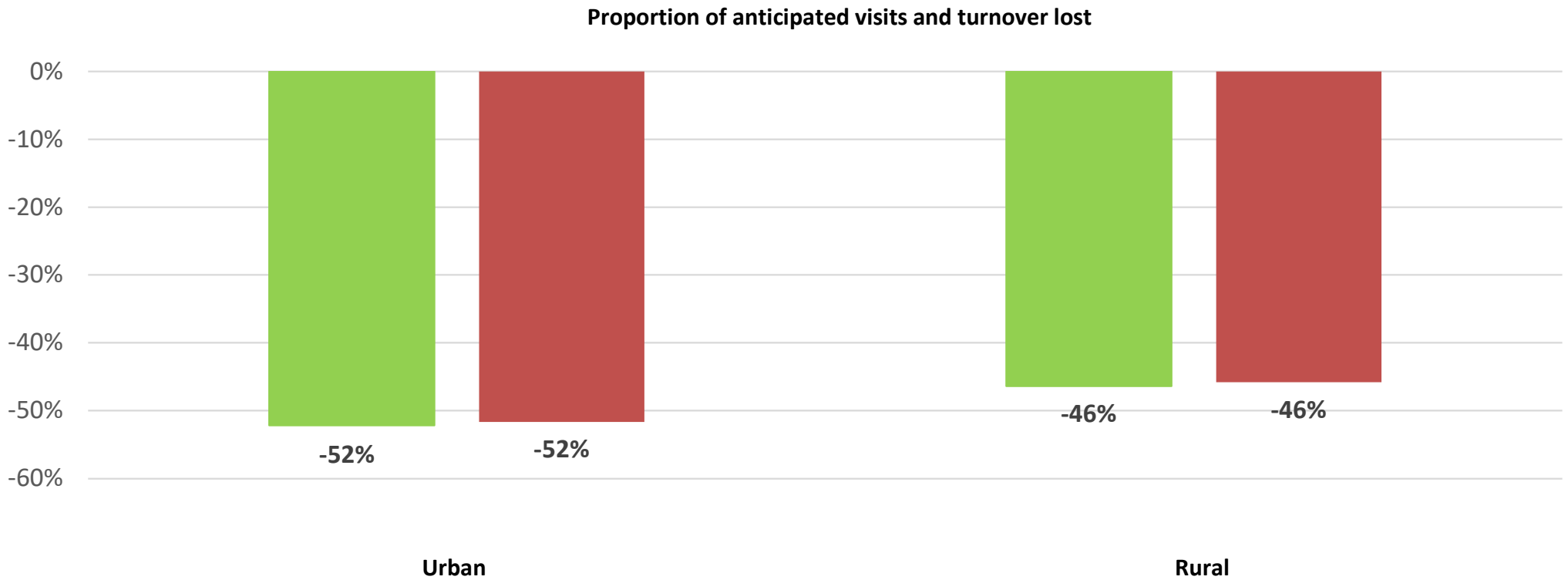
Proportions of anticipated staying visitor measures lost



	Jan-20	Feb-20	Mar-20	Apr-20	May-20	Jun-20	Jul-20	Aug-20	Sep-20	Oct-20	Nov-20	Dec-20
Trips	-10%	-17%	-76%	-99%	-99%	-98%	-52%	-20%	-21%	-37%	-94%	-31%
Nights	-3%	-9%	-79%	-98%	-99%	-97%	-55%	-37%	-23%	-38%	-94%	-36%
Spend	0%	-8%	-76%	-98%	-99%	-97%	-53%	-33%	-19%	-36%	-93%	-32%

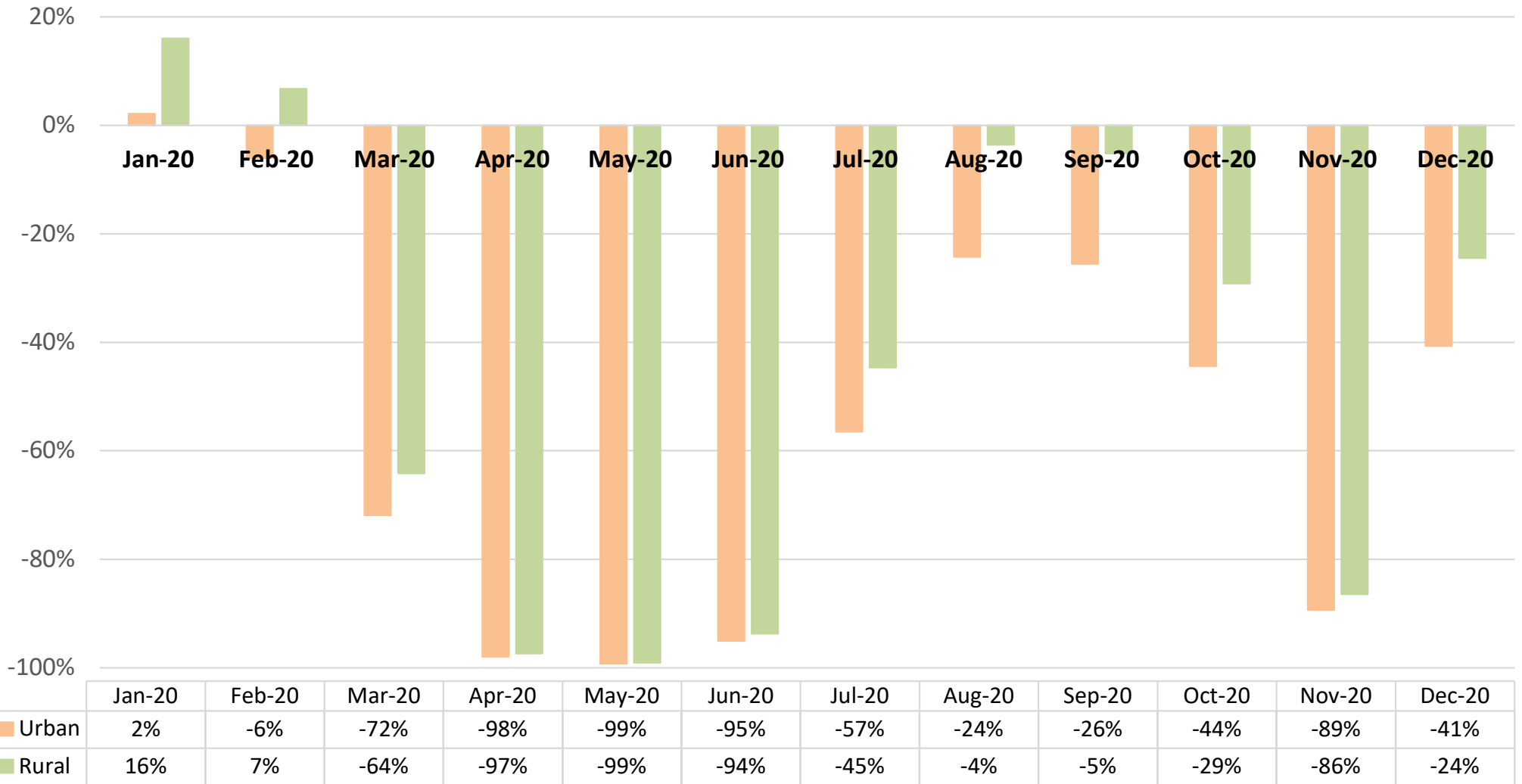
Gloucestershire – Impacts on day visits by location

Total day visits	Total day visit spend
-49%	-49%



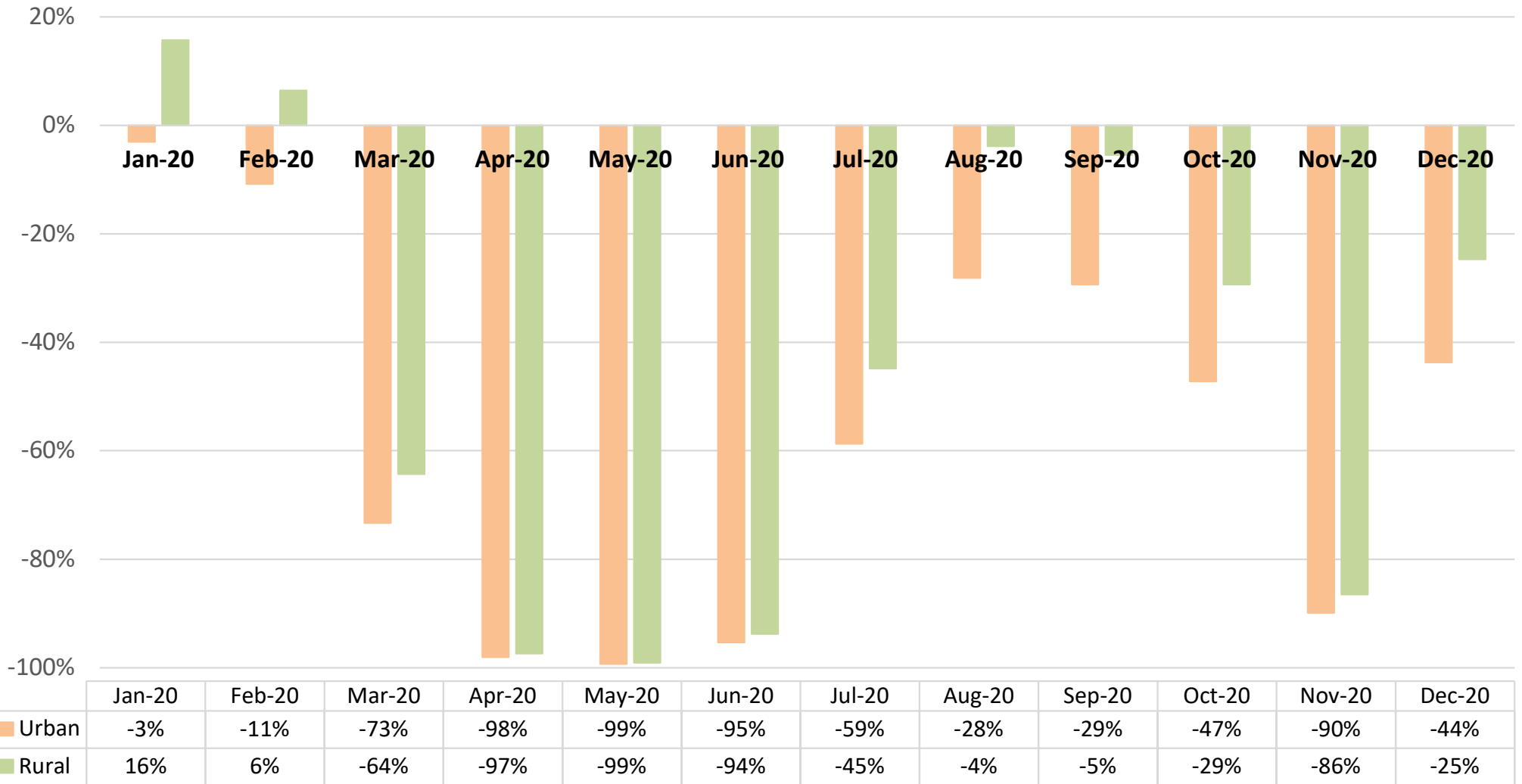
Gloucestershire – Day visits volume impacts by month and location type

Proportions of anticipated day visits change



Gloucestershire – Day visits spend impacts by month and location type

Proportions of anticipated day visits spend change



Gloucestershire – Impacts on business turnover

Decrease in turnover derived from trip expenditure	Staying visitor related	Day visitor related	Total
Accommodation	£87,800,000	£2,726,000	£90,526,000
Retailing	£52,821,000	£101,661,000	£154,482,000
Catering	£60,756,000	£132,216,000	£192,972,000
Attractions/entertainment	£35,543,000	£52,291,000	£87,834,000
Transport	£27,370,000	£28,111,000	£55,481,000
Arising from non trip spend	£28,462,000	£0	£28,462,000
Total Direct	£292,752,000	£317,005,000	£609,757,000

Decrease in total business turnover supported by tourism activity	Staying visitor related	Day visitor related	Total
Direct	£292,752,000	£317,005,000	£609,757,000
Supplier and income induced	£147,951,000	£133,073,000	£281,024,000
Total	£440,703,000	£450,078,000	£890,781,000